



QUANTUM<sup>®</sup>

EDGE 3  
*Stretto*

QUANTUM<sup>®</sup>  
R-TRAK

QUANTUM<sup>®</sup>  
4FRONT<sup>2</sup>

QUANTUM<sup>®</sup>  
OUTBACK



2025



Quantum Rehab was born out of the desire to delight customers with the most advanced, consumer-inspired rehab power wheelchairs and related technologies possible.

Clinically-focused and consumer-inspired, Quantum Rehab products are engineered and manufactured to meet the widest range of specialized rehab needs with functional, durable, stylized, high-performance designs to increase daily functionality and quality of life. At Quantum, consumer needs and wishes are the driving force. We're dedicated to not just meeting medical and clinical needs, but also quality-of-life needs. From the most advanced power seating for pressure management to USB ports, Bluetooth® and fender lights; no consumer need is overlooked.

If you would like to view **more** specifications and documentation of our products, **download** our PQ-365 APP **now!**  
Your dealership's fast track to efficiency.





# CONTENTS

PRODUCT TYPES .....	04
DRIVE OPTIONS .....	05
Q6 EDGE 3 .....	06
Q6 EDGE 3 STRETTO .....	07
R-TRAK .....	08
ASPEN .....	09
Q1450 .....	10
SPARKY .....	11
4FRONT2 .....	12
OUTBACK .....	13
Q6 EDGE HD .....	14
Q6 EDGE 2.0 .....	15
ACCESSORIES .....	16
SEATING SOLUTIONS .....	18
ANTERIOR TILT .....	19
SRS SUSPENSION .....	20
INTERACTIVE ASSIST .....	21
Q-LOGIC NES .....	22
IDRIVE .....	24
HEAD SOLUTIONS .....	26
CUSHIONS AND BACKS .....	28
INTERNATIONAL .....	30
PRIDE MOBILITY PRODUCTS .....	31
PRODUCT SPECIFICATIONS .....	32
SERVICE AND SUPPORT .....	33

# PRODUCT TYPES

Our products can be divided into different groups; pediatric, mid-range and bariatric. The group(s) a product belongs can be recognized by the symbols on the product pages.



**PED**

## PEDIATRIC

A compact, quick, adjustable and safe solution; Our pediatric power chairs grow around the needs of the user.



**MID**

## MID-RANGE

From entry level power chairs to high-end solutions. Having the Quantum name on a product is the best guarantee for a robust, functional and comfortable mobility solution.

**HD**

## BARIATRIC

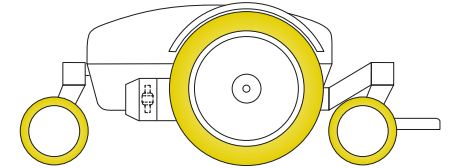
With high-torque motors and increased weight capacities, Quantum's Heavy Duty Solutions are enhanced to fit the requirements of the user.

# DRIVE OPTIONS



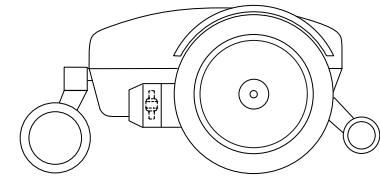
## MID-WHEEL 6 DRIVE

Quantum's unique Mid-Wheel 6 features low impact OMNI-Castors (nylon, spherical-shaped castors) front and rear to prevent wheel hang-ups, and provides ultimate traction keeping all six wheels on the ground.



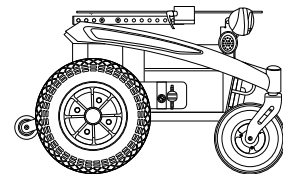
## FRONT-WHEEL DRIVE

Quantum's front-wheel drive technology features four wheels on the ground with rugged drive wheels. Front wheel drive allows smooth outdoor performance but with the ability to drive indoors because of the short turning circle. Front-Wheel drive is also beneficial for users who prefer to sit with a 90° knee angle.



## REAR-WHEEL DRIVE

Quantum's rear-wheel drive technology features four wheels on the ground with large front castors and rugged drive wheels. Rear-wheel drive allows smooth outdoor performance and excellent traction control.



# EDGE 3

Shown in Electric Blue



## SPECS


Drive wheels	14" solid or pneumatic
Castor wheels	6" solid, front and rear
Maximum speed	Up to 11,2 km/h
Ground clearance	69 mm
Turning radius	521 mm
Overall length	820 mm without front riggings
Drive	Mid-wheel drive

## EDGE 3

The design of the Edge 3 is for the most advanced power chair experience ever! Upgraded SRS (Smooth Ride Suspension) provides a smooth, comfortable ride and advanced stability. Optional iLevel is available at 7,2 km/h with up to 305 mm of power adjustable seat height. Standard features include front and rear LED fender lights, a USB charger, and drive wheel color accents. The Edge 3 is available in a total of 11 color options.



## COLORS





## EDGE 3 STRETTO

The Edge 3 Stretto is the narrowest, most maneuverable power base of Quantum! This narrow wheelchair base is perfect for navigating tight corners and small spaces. With an overall width of 520 mm with 12.5" drive wheels, the Stretto is the best narrow wheelchair for children, teenagers and small adults to use in the home.

### SPECS

Drive wheels	12,5" or 14" pneumatic or solid
Castor wheels	5" solid front 6" solid rear
Maximum speed	Up to 10 km/h
Ground clearance	74 mm
Turning radius	622 mm
Overall length	825 mm without front riggings
Drive	Mid-wheel drive

### COLORS





**SPECS**

Drive wheels	14" pneumatic or solid
Castor wheels	9" solid
Maximum speed	Up to 11 km/h
Ground clearance	101 mm
Turning radius	653 mm
Overall length	884 mm without front riggings
Drive	Rear-wheel drive

**R-TRAK**

The revolutionary R-TRAK power base combines the stability of a classic rear-wheel drive power chair with unprecedented comfort. The integration of our Smooth Ride Suspension (SRS) technology and its uniquely positioned Center of Gravity (CoG) provide stability, comfort, and unmatched driving performance, making obstacle transitions smoother.



**COLORS**





## ASPEN

The Aspen rear-wheel drive power chair boasts a compact frame, making it more manoeuvrable than other rear-wheel drive power chairs. The Aspen provides improved obstacle climbing performance and a tighter turning radius. It has a tubular design frame and is compatible with several seating options and electronics, making it a great power chair choice at an affordable price.

## SPECS

Drive wheels	14" pneumatic
Castor wheels	9" pneumatic
Maximum speed	Up to 10 km/h
Ground clearance	45 mm
Turning radius	642 mm
Overall length	1070 mm with front riggings
Drive	Rear-wheel drive

## COLORS



Q-Logic 3e





## Q1450

The Quantum 1450 Power Chair front-wheel drive bariatric power chair features innovative design that provides exceptional outdoor performance while delivering outstanding tight space maneuverability. The 1450 Power Wheelchair accepts a complete range of rehab seating and electronics options.



## SPECS

Drive wheels	14" solid
Castor wheels	9" solid
Maximum speed	Up to 7,2 km/h
Ground clearance	38 mm
Turning radius	673 mm
Overall length	1149 mm
Drive	Front-wheel drive

## COLORS



Q-Logic 3



## SPARKY

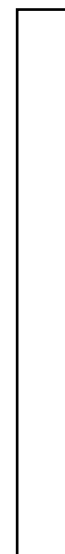
The Sparky is designed to deliver full rehab capability in a compact, powerful paediatric package. Engineered to operate in tight child-sized spaces and to keep up with today's active child, the Sparky is an exceptional fit from the playground to the classroom and beyond.



## SPECS

Drive wheels	12" pneumatic
Castor wheels	8" pneumatic
Maximum speed	Up to 10 km/h
Ground clearance	95 mm
Turning radius	743 mm
Overall length	959 mm
Drive	Rear-wheel drive

## COLORS






## 4FRONT<sup>2</sup>

The 4Front 2 is the next generation of the 4Front Power Chair! New Smart Traction Control (STC), along with Smooth Ride Suspension (SRS), provide stability for smooth obstacle transitions and unmatched driving performance. Additional new features include 4-pole motors and redesigned caster arms for improved durability, aesthetics and reduced weight.

### SPECS

Drive wheels	14" solid or pneumatic
Castor wheels	9" solid
Maximum speed	Up to 10 km/h
Ground clearance	48 mm
Turning radius	658 mm
Overall length	1013 mm without front riggings
Drive	Front-wheel drive

### COLORS





## OUTBACK

Quantum Rehab welcomes adventurers and nature enthusiasts to unleash their wild side with the release of our cutting-edge 4x4 all-terrain power chair, the Quantum Outback! Inspired by a joint development effort with our Australian subsidiary, the Quantum Outback was designed and built with the outdoors in mind. Crafted for those who dare to defy conventional limits, this rugged 4-wheel independent motor mobility solution promises to expand your outdoor driving experience whether you're navigating wooded trails or exploring uncharted terrain.

### SPECS

Drive wheels	15" pneumatic
Weight capacity	159 kg
Maximum speed	Up to 10 km/h
Ground clearance	125 mm
Turning radius	1250 mm
Overall length	1067 mm without foot riggings
Drive	4 motor, independent drive



### COLORS





## Q6 EDGE HD

With standard features like 4-pole motors, Mid-Wheel 6 Design, and ATX Suspension, and optional iLevel power adjustable seat height, the Q6 Edge HD Power Chair is engineered to meet the performance needs of the most active user. The Q6 Edge HD Power Wheelchair accepts a complete range of seating and electronics options to deliver exceptional rehab capability at an excellent value.

### SPECS

Drive wheels	14" pneumatic or solid
Castor wheels	6" solid front and rear
Maximum speed	Up to 8 km/h
Ground clearance	64 mm
Turning radius	502 mm
Overall length	1248 mm
Drive	Mid-wheel drive



### COLORS



Deep Purple




## Q6 EDGE 2.0

With features like standard 10 km/h motors advanced responsiveness, and optional power adjustable seat height, the Q6 Edge 2.0 Power Chair is engineered to meet the performance needs of the most active user. The Q6 Edge 2.0 Power Wheelchair accepts a complete range of seating and electronics options to deliver exceptional rehab capability at an excellent value.

### SPECS

Drive wheels	14" pneumatic or solid
Castor wheels	6" solid front and rear
Maximum speed	Up to 10 km/h
Ground clearance	69 mm
Turning radius	521 mm
Overall length	902 mm
Drive	Mid-wheel drive

### COLORS



# ACCESSORIES



USB Charger




Depth Adjustable Vent Tray



Rearview Mirror



Backup Camera



Transfer Handles



Phone Holder



LED Fender Lights



Glove Box



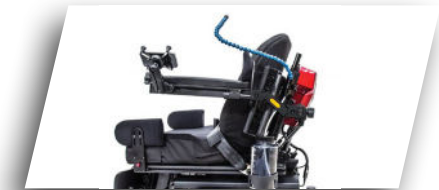
Cup Holder



Catheter Bag Cover



Reflector Kit



Hydration System

MAKE IT YOURSELF EASY

# A WORLD FULL OF SOLUTIONS




Rear Accessory Bar



Privacy Flap



Oxygen Holder



Drive Wheel Accents



Tablet Holder



Clothing Guards



Quantum Backpack



Personal Item Hook



Backpack Holders



Push Handles



Cup Holder

# SEATING SOLUTIONS

## SYNERGY

Streamlined Design,  
Tailored for You



## TB-FLEX

Adapts to your world, grows  
with your needs.



PREMIUM SEATING SYSTEMS  
Enhanced Functionality, Elevated Comfort

## TRU-BALANCE® 4

Unleashing advanced power  
seating with unparalleled cus-  
tomization and support.

## TRU-BALANCE® 3

Elevating independence, comfort,  
and sleek design with customiz-  
able power seating.

EXPLORE ON OUR WEBSITE

# ANTERIOR TILT



## ANTERIOR TILT BENEFITS

TRU Balance 4 Power Positioning Systems with Anterior Tilt is a seating system designed to promote a change in position, enhance functional activities, facilitate physiological functioning and improve a consumer's visual field. Read on to learn more about the major benefits of anterior tilt on Quantum Rehab® Wheelchairs.


## WHAT IS ANTERIOR TILT?

Anterior tilt is a power seating function that changes the angle of the power wheelchair seat, so the rear aspect of the seat is higher than the front. This facilitates an anterior pelvic position, placing the consumer in a partial weightbearing stance. There are many benefits to anterior tilt in terms of functionality, as well as other benefits.

## AVAILABLE ON

EDGE 3 <sup>QUANTUM</sup> 4FRONT<sup>2</sup> *Stretta* <sup>EDGE 3</sup>

# SRS SUSPENSION



## SMOOTH RIDE SUSPENSION

- With unprecedented comfort and ride quality, SRS delivers exceptional driving performance over multiple terrains. Additionally, SRS adds stability to optional iLevel® Power Adjustable Seat Height.
- When you want a smooth, comfortable ride, unmatched performance and advanced stability, there's only one choice: SRS.

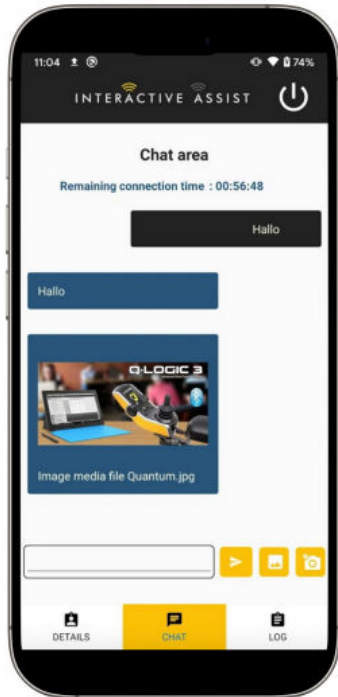
## SMART TRACTION CONTROL

Smart Traction Control (STC), standard on the 4Front 2, provides unparalleled stability. Your power chair continues to drive in the desired direction, regardless of external influences such as the surface and weather conditions, and without making any adjustments.



UNMATCHED PERFORMANCE

# INTERACTIVE ASSIST



## Q-Logic 3

Q-Logic 3 and Q-Logic NES now features Interactive Assist. Interactive Assist from Quantum Rehab is an app which provides a direct real-time connection from a power chair's electronics to a provider's programming station. The connection provides the technician with full system and diagnostics information along with tools, such as a real-time mirror image of the power chair's electronics display, to eliminate wasteful trips.

- CHANGE LOG HISTORY
- SAVING XPA FILES
- MOTOR USAGE HISTORY
- TEXT CHATTING
- PROGRAMMING IR MENU
- ACCESS TO BLUETOOTH FEATURES
- DEALER-TO-DEALER PROGRAMMING ACCESS

- SCREEN MIRRORING
- REAL-TIME MONITORING
- EFFICIENCY IMPROVEMENTS
- TROUBLESHOOTING
- BATTERY MANAGEMENT
- DIAGNOSTIC HISTORY
- BASIC PROGRAMMING
- REMOTE ACCESS

## FEATURES

Download on the  
 **App Store**

GET IT ON  
 **Google Play**

# Q-LOGIC NES

NEXT-GEN | NON-EXPANDABLE

6-key joystick  
with actuator  
(standard)

10-key joystick  
with actuator and  
lights (optional)



**10-KEY JOYSTICK**  
that supports the operation of  
a full lighting package is also  
available as an option.

**6-KEY JOYSTICK**  
(standard)

## FEATURES...

- USB-C charging port
- Magnetic charging port
- LED display for seating functions and system errors
- Compatible with existing joystick mounts
- Shares the same bus cables as Q-Logic 3
- Bluetooth® capabilities (for programming only)

  
**FULL LIGHTING**  
AVAILABLE WITH OPTIONAL  
10-KEY JOYSTICK

Supports  
 **Bluetooth**  
Programming

# Q-LOGIC *nes*



UBS-C Port



Optional Swing-away Joystick Mount



Magnetic Charging Port

Magnetic Wall Holder



Programmable Soft Keys

Bright Color LEDs

AVAILABLE ON

ALL  
EXCEPT SPARKY

# I-DRIVE

**BLUETOOTH®** PROVIDES SEAMLESS PROGRAMMING AND FUTURE CONNECTIVITY

**SMART PORTS** AUTOMATICALLY DETECT WHEN A DEVICE IS PLUGGED INTO i-DRIVE

**SIP-N-PUFF** ALLOWS FOR PROPORTIONAL BREATH CONTROL IN CLOSE AREAS

**i-CONNECT** OFFERS THE ABILITY TO CONTROL ALL NON-PRESSURE SWITCHES FROM ONE BOX

**MOUSE EMULATOR** ALLOWS FULL CONTROL OF THE MOUSE POINTER JUST LIKE A PHYSICAL PC MOUSE

i-Drive®  
STEALTH PRO HEAD ARRAY

THE FUTURE




COMPATIBLE OUT-OF-THE-BOX WITH  
**Q-LOGIC 3**



OF TECHNOLOGY

## I-DRIVE

The i-Drive control system offers up to six input devices. The system includes software that can display real-time diagnostics data, such as the desired direction of motion, to help setup and verify configuration.



Sip-n-Puff

Joysticks

Tray Arrays

## STEALTH POSITIONING PRODUCTS

Stealth Positioning Products are a result of Stealth's many years of experience in clinical seating and positioning, with close attention to the smallest detail of sizing, features and clinical benefits.



Chest Harness

Chest Strap

Pelvic Belt



# HEAD SOLUTIONS

i2i Series  
SHOWN WITH CHIN SUPPORT

## HEAD SUPPORT SYSTEMS



All positioning series



Adjustable comfort plus series



Comfort Plus Series



Combo Series



Stealth Ultra Series



Tri Comfort Plus Series



i2i Series (Upper Torso System)



PRE

THE i2i IS DESIGNED TO HELP THOSE  
WITH DIFFICULTY OF MOVEMENT  
AND KEEPING THE HEAD UPRIGHT.

The logo for Stealth Products, featuring the brand name in a stylized, metallic font with a red arrow pointing to the right.

MIUM QUALITY

## HEAD SOLUTIONS

When Stealth Products was first introduced back in 1999, their only product was a sophisticated head positioning system well ahead of its years; the Ultra QCR. In the world of complex rehab, each individual presents their own unique challenges for support and positioning due to the vast number of diagnosis's and injuries. Over the years Stealth Products has upgraded and added to its arsenal key products to help support individuals with this battle. With a wide range of products designed to solve any control or positioning puzzle, Stealth Products has distinguished itself from the rest of the pack as the leader in posterior head support and positioning.

## HEAD SUPPORT SYSTEMS

Posterior head supports are designed to cradle the head and are primarily used as a resting spot with nominal lateral support. Stealth Products offers a variety of posterior head supports at an affordable price!

## HEAD POSITIONING SYSTEMS

Head, neck, and shoulder positioning can be one of the most difficult challenges we face. Stealth Products offers an array of products to solve these most difficult needs. With our intuitive technology and sleek design, you can rest assured that the most targeted position can be achieved.



# CUSHIONS AND BACKS



CHEMICAL-FREE THERMOREGULATION TECHNOLOGY

## BACKRESTS



Active Contour




Deep Contour




Extra Deep Contour

## SEAT CUSHIONS




Simplicity G \*




Glacial SP




Premier P



Spectrum Gel SPP



Spectrum Foam SPP



Tru-Comfort 2 SPP



Essence SPP




Solution SPP



Zen SP

\* Not available with Coolcore Technology



MAXIMUM



# TRU-COMFORT 2



Stealth Products®

## SEAT CUSHIONS

Stealth Products® Cushions feature patented Coolcore® Technology, a chemical free, 4-way stretch material that offers moisture wicking, moisture transportation, and moisture evaporation properties.

## BACKRESTS

The ADI Q-Back, available on TRU-Balance® 3 and TRU-Balance® 4 Seating Systems, is offered in three configurations: Active Contour, Deep Contour, and Extra Deep Contour.

Ergonomically designed for correct posture, our seating system eases the strain on the lower back during long, active days in a chair, by more equally distributing forces through the pelvic base of support, and good support naturally results in less pain.

## CUSHION FEATURES



**BREATHABLE  
COMFORT**

Exclusive CoolCore®  
technology



Easy-pull rubber  
loop zipper handles



**COMFORT**



## Pride Mobility Products International

Pride Mobility Products is headquartered in Pennsylvania, USA, and has operations throughout the world:

- Exeter, USA (Headquarters)
- Toronto, Canada
- Enkhuizen, The Netherlands
- Hövelhof, Germany
- Saint-Priest, France
- Bicester, United Kingdom
- Madrid, Spain
- Fiano Romano, Italy
- Shanghai, China
- Melbourne, Australia
- Auckland, New Zealand

GO TO OUR WEBSITE!



# PRIDE<sup>®</sup>

MOBILITY  
LIVE YOUR BEST<sup>®</sup>

Pride Mobility Products is a world leader in the design, development, and manufacture of mobility products—including power chairs, scooters, and lift chairs—for people with disabilities and mobility impairments. With flagship product ranges such as Baja, Jazzy, Go Go, and our innovative EZ-Turn technology, Pride Mobility is committed to improving people's lives through high-quality, innovative products.

[pridemobility.eu](http://pridemobility.eu)



**Travel scooters**



**Mid & Full size scooters**



**Baja Mobility**



**Power Chairs**



# PRODUCT SPECIFICATIONS

	Edge 3	Edge 3 Stretto	R-Trak	Aspen	Q1450	Sparky	4Front 2	Outback	Q6 Edge HD	Edge 2.0
<b>WEIGHT CAPACITY</b>	136 kg	136 kg	136 kg	136 kg	272 kg	56,7 kg	136 kg	159 kg	204 kg	136 kg
<b>TURNING RADIUS</b>	521 mm	622 mm	653 mm	642 mm	673 mm	743 mm	658 mm	1250 mm	502 mm	521 mm
<b>LENGTH <sup>3</sup></b>	820 mm	825 mm	884 mm	1070 mm	1149 mm	959 mm	1149 mm	1067 mm	1248 mm	902 mm
<b>WIDTH</b>	622 mm	527 mm	616 mm	580 mm	743 mm	610 mm	616 mm	732 mm	667 mm	735 mm
<b>BATTERIES</b>	2x 62 Ah	2x 45 or 62 Ah	2x 75 Ah	2x 62 Ah	2x 75 Ah	2x 40 Ah	2x 75 Ah	2x 100 Ah	2x 75 Ah	2x 62 Ah
<b>DRIVE WHEELS</b>	14"	12,5" or 14"	14"	14"	14"	12"	14"	15"	14"	14"
<b>CASTOR WHEELS</b>	6"	Front: 5" Rear: 6"	9"	9"	9"	8"	9"	X	6"	6"
<b>MAX SPEED</b>	11,2 km/h	10 km/h	11,2 km/h	10 km/h	7,2 km/h	10 km/h	10 km/h	10 km/h	8 km/h	10 km/h
<b>SEAT WIDTH</b>	305 - 559 mm	305 - 559 mm	305 - 559 mm	381 - 508 mm	610 - 787 mm	254 - 356 mm	305 - 559 mm	406 - 559 mm	508 - 711 mm	381 - 508 mm
<b>SEAT DEPTH</b>	305 - 559 mm	305 - 559 mm	305 - 559 mm	381 - 508 mm	508 - 711 mm	254 - 356 mm	356 - 559 mm	406 - 559 mm	508 - 711 mm	381 - 508 mm
<b>GROUND CLEARANCE</b>	69 mm	74 mm	101 mm	45 mm	38 mm	95 mm	48 mm	125 mm	64 mm	69 mm
<b>ILEVEL POSSIBLE?</b>	Yes	Yes	No	No	No	No	No	No	Yes	No

1) Due to manufacturing tolerances and continued product improvement, specifications may be subject to a variance of + or - 3%.

2) Specification may change without prior notification.

3) Maximum length.

# SERVICE AND SUPPORT



**R-TRAK**

Do you have a question? Please do not hesitate to contact us! You can call us via +31 (0) 85 040 8630 or send us an email:

## ORDER

[order@prideeurope.nl](mailto:order@prideeurope.nl)

For anything order related, for instance status updates, lead times, returns or warranties; contact our colleagues at the Order department.

## FINANCE

[finance@prideeurope.nl](mailto:finance@prideeurope.nl)

Our colleagues at the Finance department are there to answer all questions regarding financial enquiries.

## TECHNICAL

[info@prideeurope.nl](mailto:info@prideeurope.nl)

Contact our Technical support team for any technical enquiries. They can also answer questions regarding parts or part numbers.

## OTHER

[info@prideeurope.nl](mailto:info@prideeurope.nl)

Contact our Support team if you have a different question, they are happy to offer any assistance you might need.



QUANTUM®  
**OUTBACK**

QUANTUM<sup>®</sup>  
**4FRONT<sup>2</sup>**



**QUANTUM®**

